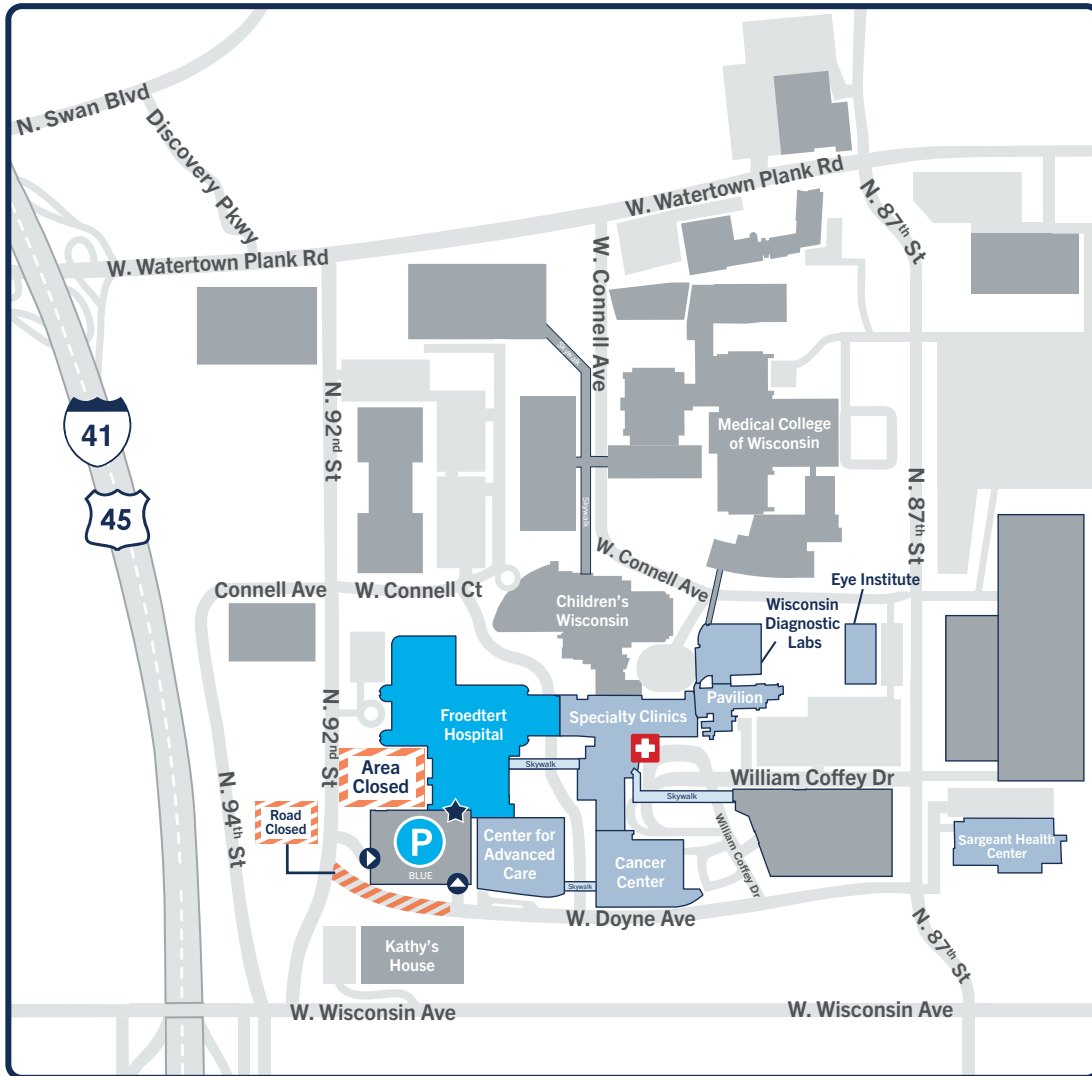



Directions to:

Froedtert Hospital Entrance and Parking:

900 N. 92nd St., Milwaukee, WI 53226



 Adult Emergency Department
8810 William Coffey Dr.,
Milwaukee, WI 53226

 Parking

 Parking Entrance

 Building Entrance

 Road Closed

From Watertown Plank Road via 92nd Street:


- Turn south onto 92nd Street, and continue through the traffic light at West Connell Court.
- Turn left into the Froedtert Hospital Parking - Blue structure entrance.

From Wisconsin Avenue via 92nd Street:

- Turn north onto 92nd Street, and continue past Doayne Avenue.
- Turn right into the Froedtert Hospital Parking - Blue structure entrance.

NOTICE

The Froedtert Hospital main entrance is closed for construction. All patients and visitors must enter through the Froedtert Hospital Parking - Blue structure.

 **Please Note:** All of our parking structures and surface lots have accessible parking closest to building entrances. Entrances from our parking structures are all equipped with power doors.

Questions? Call 414-777-7700, or visit froedtert.com.

The Froedtert & the Medical College of Wisconsin mailing address is: 9200 W. Wisconsin Ave., Milwaukee, WI 53226.

Froedtert Hospital Destinations

DESTINATION	ELEVATOR	LEVEL
2NT Patient Rooms		2
3W Patient Rooms	C	3
4SW, 4NW, 4NE Patient Rooms	C	4
5SW, 5NW, 5SE, 5NE Patient Rooms	C	5
8NT Patient Rooms	E	8
9NT Patient Rooms	E	9
Cardiovascular ICU (CVICU)	E	3
Complexity Intervention Unit (CIU)	C	4
ERU - Extended Recovery Unit		2
Family Center		2
Imaging Services - Hospital		2
Medical ICU (MICU) - 6NT	E	6
Medical ICU (MICU) - 7NT	E	7
Medical Records		2
Neurosciences ICU (NICU)	E	5
Pharmacy - Froedtert Hospital		2
Surgical ICU (SICU)	D	3
Transplant ICU (TICU)	E	4
Vision Services		2