

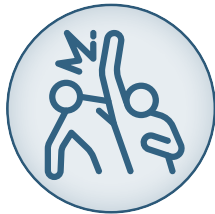
# Community Health Needs Assessment 2021

## MILWAUKEE COUNTY ► AT-A-GLANCE

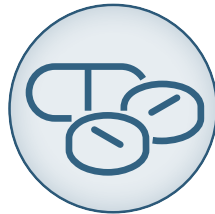
### TOP HEALTH ISSUES



**Mental Health**



**Violence**



**Drug Use/  
Overdose**



**Alcohol**



**Access to  
Health Care**

**M**ilwaukee County's top health issues identified in the Community Health Needs Assessment (CHNA) are informed by three data sources: a **Community Health Survey**, **Community Stakeholder Interviews**, and **Secondary Data** of publicly reported health indicators. These top health issues are inter-related, *and* they disproportionately affect communities of color. Learn more about the data behind these issues and other health findings in the **2021 Milwaukee County Community Health Needs Assessment (CHNA)** on [healthcompassmilwaukee.org](https://healthcompassmilwaukee.org)

### ISSUES OF CONCERN

In addition to the top five health issues in 2021, these also ranked very high as areas of concern – reflecting both public health data and community input.



#### **Maternal, Fetal and Infant Health**

Particularly Infant Mortality



#### **Infectious Disease**

COVID, HIV, and Sexually Transmitted Infections



#### **Chronic Disease**

Diabetes, Heart Disease, Asthma, etc.

### PRIORITY POPULATIONS

All three data sources identify these groups as having unique health needs — prioritizing their health will be essential for improving the health of Milwaukee County as a whole.

#### **Black / African American**

Blacks face twice the 'number of years of life lost,' compared to Whites.

#### **Hispanic / Latino**

70% of Latinos have health insurance, compared to a 95% coverage rate for Whites.

#### **Children & Youth (<18 years old)**

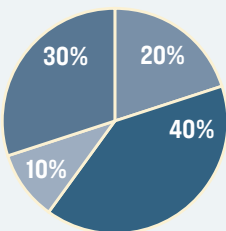
Nearly 1 in 4 children live in poverty, with a rate 3x more likely for Latinos and 4x more likely for Blacks, compared to Whites.

#### **Older Adult / Elderly (>65 years old)**

Older adults face increased social isolation, more than 1 in 3 live alone.

### DETERMINANTS OF HEALTH

Factors that contribute to an individual's overall health.



#### **Health Behaviors | 30%**

Tobacco Use, Diet & Exercise, Alcohol Use, Sexual Activity

#### **Health Care | 20%**

Access & Quality of Care

#### **Socioeconomic Factors | 40%**

Education, Job Status, Family/Social Support, Income, Community Safety

#### **Physical Environment | 10%**

### RACISM AND DISCRIMINATION

Racism is a fundamental and unjust cause of health disparities across numerous health issues. When asked about the causes of health disparities for people of color:

**57%** overall, and 86% of Black/AA respondents named **structural or systemic racism** as a major reason.

**64%** overall, and 84% of Black/AA respondents named **historical gaps in wealth** as a major reason.

Since 2012, the Milwaukee Health Care Partnership's triennial Community Health Needs Assessment has reported on the top health issues identified by residents and community leaders in Milwaukee County. In 2021 we placed a keen focus on racial and health equity in CHNA data collection and analysis. A redesigned community health survey directly addressed **racism and discrimination** as key determinants of health. Additionally, access to **safe and affordable housing** was identified by community stakeholders as the single most contributing factor — and strongest opportunity — for improving health for vulnerable populations.

It is our hope that this assessment will help amplify community conversations about health equity, frame strategic health improvement efforts and drive individual and collective action. We all have a role to play in countering the systemic barriers to good health. Just as the causes of illness are many and inter-related, the same is true for the paths that lead to better health — for all of us.

## Shared Community Health Needs Assessment in Milwaukee County

Every three years, the Partnership's health system members – Advocate Aurora Health, Ascension Wisconsin, Children's Wisconsin, and Froedtert and Medical College of Wisconsin — share the funding and design of Community Health Needs Assessments (CHNAs) in six southeastern Wisconsin counties. The CHNAs serve as the foundation from which hospitals and local health departments develop their respective community health improvement strategies. The CHNA findings are also intended to inform a broader audience about the top health issues facing their communities.

The Milwaukee County CHNA is comprised of three data sources:

- **Community Health Survey** — A 10-minute, online survey of more than 8,000 Milwaukee County residents that addresses adult and child health risk factors, health behaviors and perceptions of pressing community health needs.
- **Stakeholder Interviews** — Conducted with 80 individuals representing 50 key informants and 4 focus groups to identify community health needs, root causes and contributing social factors. Interviewees offered insight on effective health improvement strategies currently in place as well as suggestions for future opportunities.
- **Health Compass Milwaukee** — A compilation of numerous publicly reported health data and other sources on one website.

Milwaukee County CHNA reports are developed in collaboration with Conduent Healthy Communities Institute and the Center for Urban Population Health.



Health Compass Milwaukee is a **dynamic website** of the most current health indicators for Milwaukee County. It provides **mapping, reporting and comparative analytic tools** to support research and planning for health care, public health, academic, philanthropic and government sectors, as well as the broader community.

Visit [HealthCompassMilwaukee.org](https://HealthCompassMilwaukee.org)