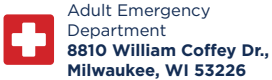
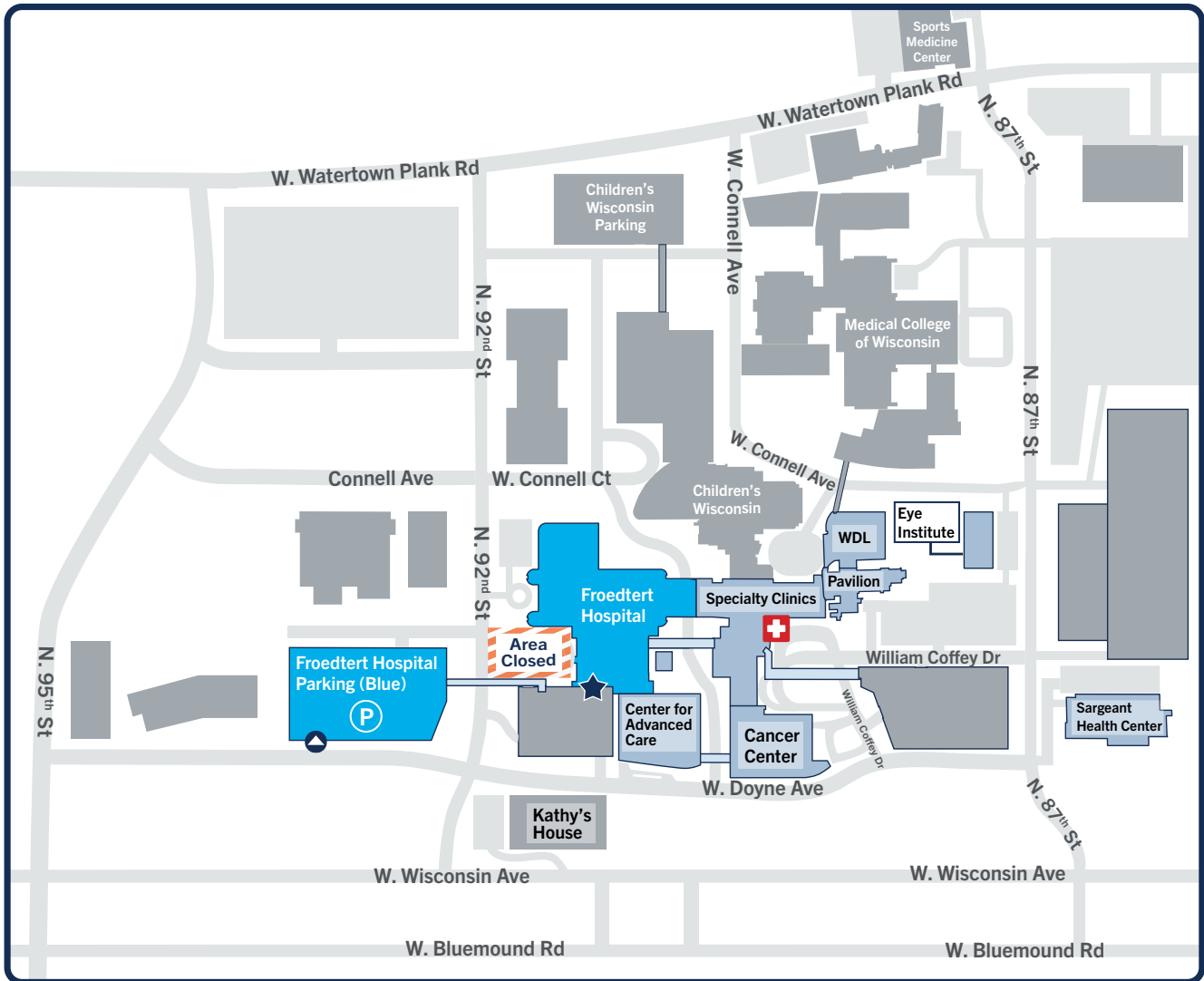


# Directions to:

## Froedtert Hospital Parking:

9250 W. Doyle Ave., Milwaukee, WI 53226



### From Watertown Plank Road via 92nd Street:


- Turn south onto N. 92nd Street.
- Turn right onto W. Doyne Avenue.
- Turn right into the Froedtert Hospital Parking - Blue structure entrance.
- Inside the structure, take the elevator to Level 3. Cross the 92nd Street Bridge and take the A Elevator to Level 2 to enter the hospital.

### From Wisconsin Avenue via 92nd Street:

- Turn north onto N. 92nd Street.
- Turn left onto W. Doyne Avenue.
- Turn right into the Froedtert Hospital Parking - Blue structure entrance.
- Inside the structure, take the elevator to Level 3. Cross the 92nd Street Bridge and take the A Elevator to Level 2 to enter the hospital.

## NOTICE

The Froedtert Hospital main entrance is closed for construction. All patients and visitors must enter through the Froedtert Hospital Parking - Blue structure.

 **Please Note:** All of our parking structures and surface lots have accessible parking closest to building entrances. Entrances from our parking structures are all equipped with power doors.

**Questions?** Call 414-777-7700, or visit [froedtert.com](http://froedtert.com).

The Froedtert & the Medical College of Wisconsin mailing address is: 9200 W. Wisconsin Ave., Milwaukee, WI 53226.

# Froedtert Hospital Destinations

DESTINATION	ELEVATOR	LEVEL
2NT Patient Rooms		2
3W Patient Rooms	C	3
4SW, 4NW, 4NE Patient Rooms	C	4
5SW, 5NW, 5SE, 5NE Patient Rooms	C	5
8NT Patient Rooms	E	8
9NT Patient Rooms	E	9
Benign Hematology		2
Cardiovascular ICU (CVICU)	E	3
Complexity Intervention Unit (CIU)	C	4
ERU - Extended Recovery Unit		2
Family Center		2
Imaging Services - Hospital		2
Lab - Hospital		2
Medical ICU (MICU) - 6NT	E	6
Medical ICU (MICU) - 7NT	E	7
Medical Records		2
Neurosciences ICU (NICU)	E	5
Pharmacy - Froedtert Hospital		2
Sickle Cell Clinic		2
Surgical ICU (SICU)	D	3
Transplant ICU (TICU)	E	4
Vision Services		2